

Main Product Characteristics

$I_{F(AV)}$	10A
V_{RRM}	45V
T_J	150°C
$V_{F(Typ)}$	0.38V

Features

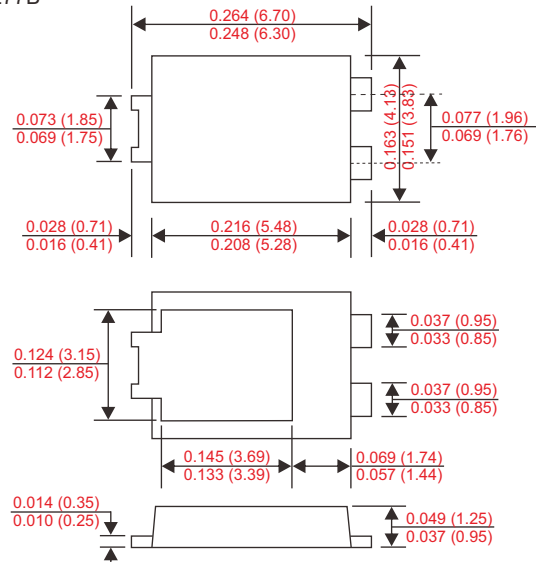
- Low forward voltage drop.
- Excellent high temperature stability.
- Fast switching capability.
- Halogen-free part.
- Lead-free parts meet environmental standards of MIL-STD-19500 /228

Mechanical data

- Epoxy : UL94-V0 rated flame retardant.
- Case : Molded plastic, TO-277B.
- Lead : Solder plated, solderable per MIL-STD-750, Method 2026.
- Mounting Position : Any.
- Weight : Approximated 0.093 grams.

Outline

TO-277B



Dimensions in inches and (millimeters)

Circuit Diagram



Maximum ratings and electrical characteristics

Rating at 25°C ambient temperature unless otherwise specified. Single phase, half wave, 60Hz, resistive or inductive load. For capacitive load, derate current by 20%.

Parameter	Conditions	Symbol	CP10M45SG	UNIT
Peak repetitive reverse voltage	$I_r = 0.5mA, T_J = 25^\circ C$	V_{RRM}	45	V
Working peak reverse voltage		V_{RWM}		
DC blocking voltage		V_{RM}		
Forward rectified current		I_o	10	A
Forward surge current	8.3ms single half sine-wave superimposed on rate load (JEDEC method)	I_{FSM}	200	A
Thermal resistance	Junction to case	R_{BJC}	10	°C/W
	Junction to ambient	R_{BJA}	35	°C/W
Storage temperature		T_{STG}	-55 ~ +150	°C
Operating temperature		T_J	-55 ~ +150	°C

Parameter	Conditions	Symbol	MIN.	TYP.	MAX.	UNIT
Forward voltage drop	$I_F = 5A, T_J = 25^\circ C$	V_F		420	450	mV
	$I_F = 10A, T_J = 25^\circ C$			470	510	
	$I_F = 10A, T_J = 125^\circ C$			380		
Reverse current	$V_R = V_{RRM}, T_J = 25^\circ C$	I_R		0.02	0.06	mA
	$V_R = V_{RRM}, T_J = 125^\circ C$				40	

Rating and characteristic curves

Fig. 1 - Instantaneous Forward Characteristics

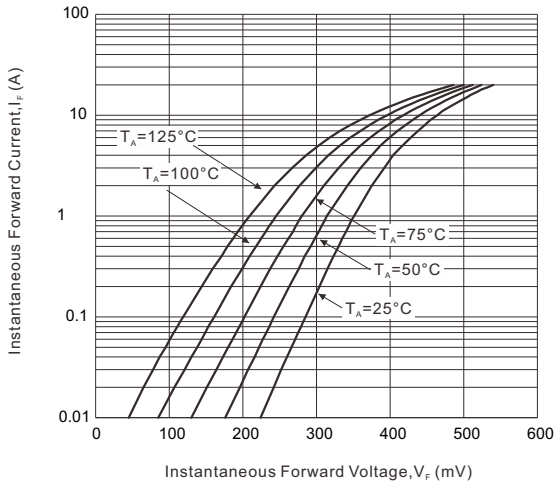


Fig. 2 - Reverse Characteristics

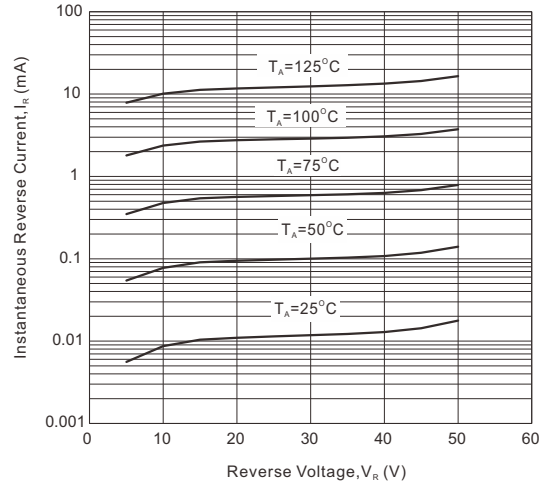


Fig. 3 - Forward Power Dissipation

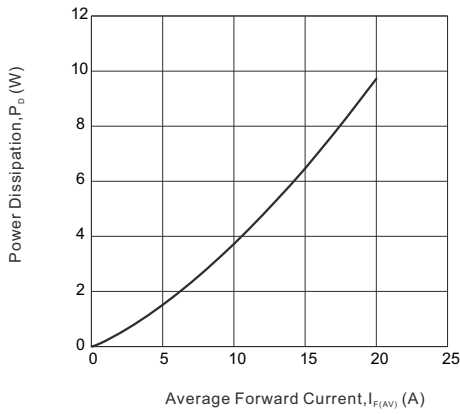


Fig. 4 - Forward Current Derating Curve

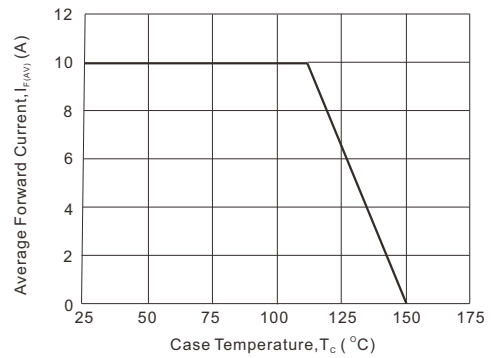
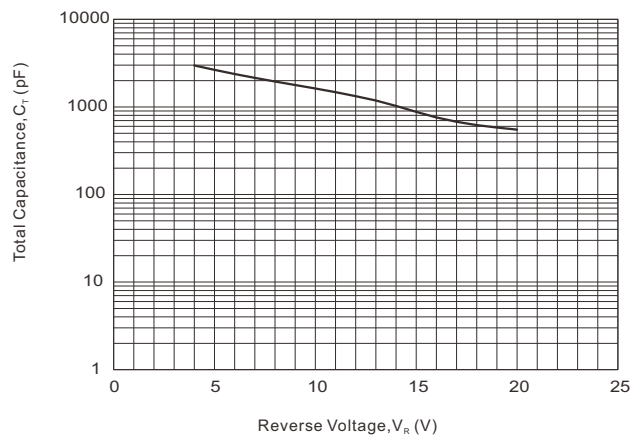
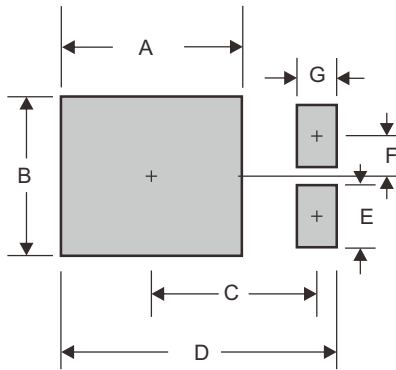


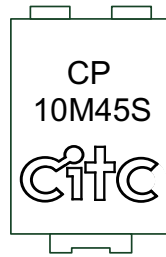
Fig. 5 - Total Capacitance VS. Reverse Voltage



■ TO-277B foot print



■ Marking information



CP10M45S : Product type marking code

: CITC Logo

A	B	C	D	E	F	G
0.185 (4.70)	0.142 (3.60)	0.152 (3.87)	0.260 (6.60)	0.055 (1.40)	0.035 (0.90)	0.031 (0.80)

Dimensions in inches and (millimeters)

■ Ordering/Packing information

Part number	Case	Q'TY/Reel (PCS)	Q'TY/Box (PCS)	Q'TY/Carton(PCS)
CP10M45SG	TO-277B	5,000	10,000	40,000

Notes : 1. Halogen-Free product.

2. Halogen-Free defined follow IEC61249-2-21

3. For packaging details, please reference our website at <http://www.citcorp.com.tw/tchinese/products/index.php>

- CITC reserves the right to make changes to this document and its products and specifications at any time without notice.
- Customers should obtain and confirm the latest product information and specifications before final design, purchase or use.
- CITC makes no warranty, representation or guarantee regarding the suitability of its products for any particular purpose, nor does CITC assume any liability for application assistance or customer product design.
- CITC does not warrant or accept any liability with products which are purchased or used for any unintended or unauthorized application.
- No license is granted by implication or otherwise under any intellectual property rights of CITC.
- CITC products are not authorized for use as critical components in life support devices or systems without express written approval of CITC.